

Connect & Invite through Stream

Enter your customer's mobile number and they will get a text message containing a personalized link.

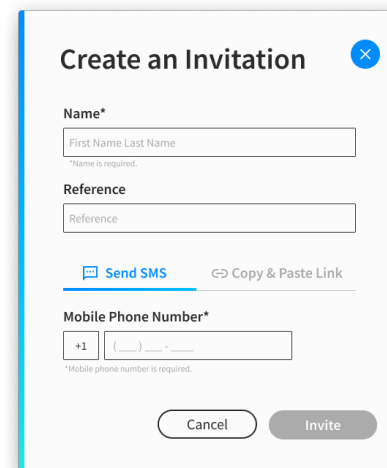
No need to have them install an app or create an account; after following the link they can connect to you right from their mobile browser.

Expert View 2.0

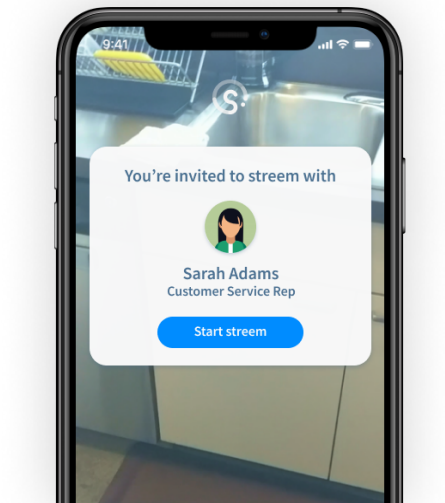
Quick Start Guide

Web-to-web StreamCore™ Experience

For advanced AR tools, like remote measure, please contact us to learn about our native apps and SDKs.



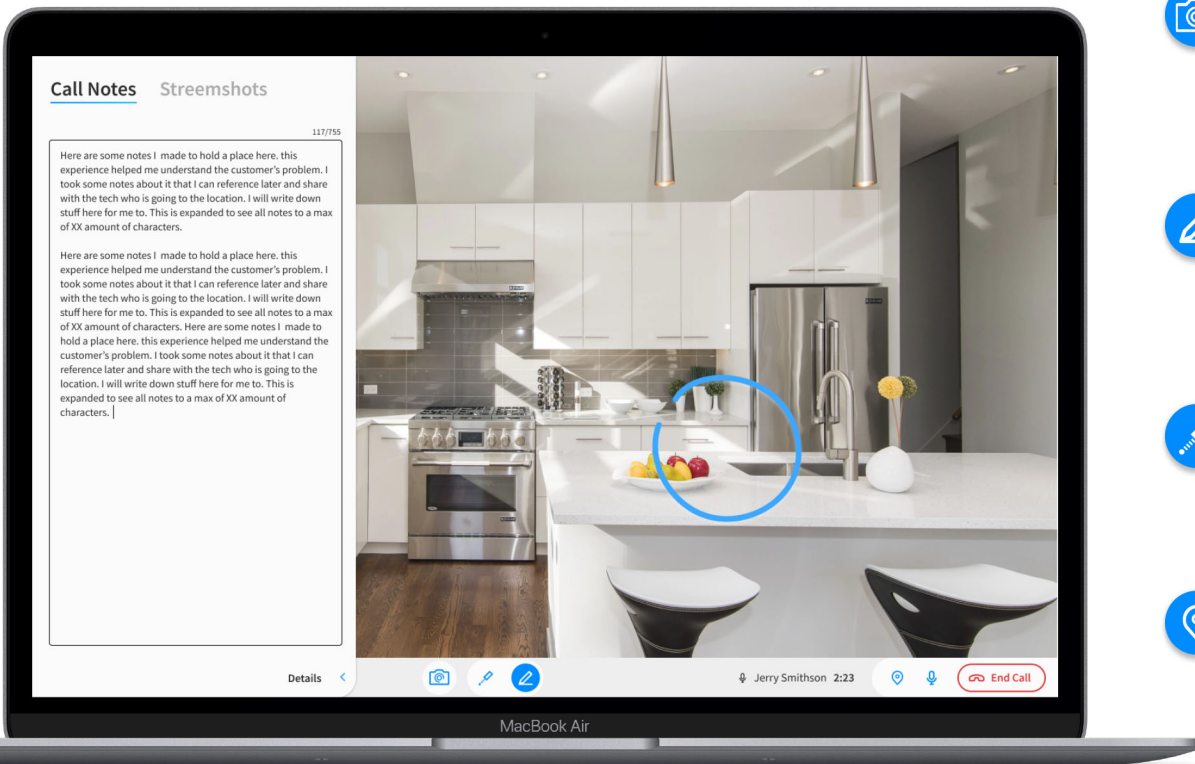
The screenshot shows a mobile interface for creating an invitation. At the top, it says "Create an Invitation" with a close button. Below this are three input fields: "Name*" (with a sub-label "First Name Last Name" and a note "*Name is required."), "Reference", and "Mobile Phone Number*" (with a sub-label "+1" and a note "*Mobile phone number is required."). Below the "Mobile Phone Number" field are two buttons: "Send SMS" and "Copy & Paste Link". At the bottom are "Cancel" and "Invite" buttons.



Communicate Visually

Expert View 2.0 slide out menu

Easily take notes and edit Stroomshot photos during a Stroom call in the left-side menu. Open and close this feature by clicking on details or access your notes in your call log.



**Contact
Stroom
Support**

For support visit support.stroom.com
Call support **833-729-2890**
Monday-Friday, 7am-9pm, CST



Stroomshot

Take a full-res photo embedded with depth and scale information, and our smart algorithm extracts key details automatically.



Marker

Draw on the screen to outline areas or indicate movements. Lines fade away shortly after you stop drawing, to prevent clutter.



Laser pointer

Your first and most versatile tool; point and gesture by moving a dot around the customer's screen.



Request GPS location

When your customer approves the GPS request, you receive their exact location and estimated street address.

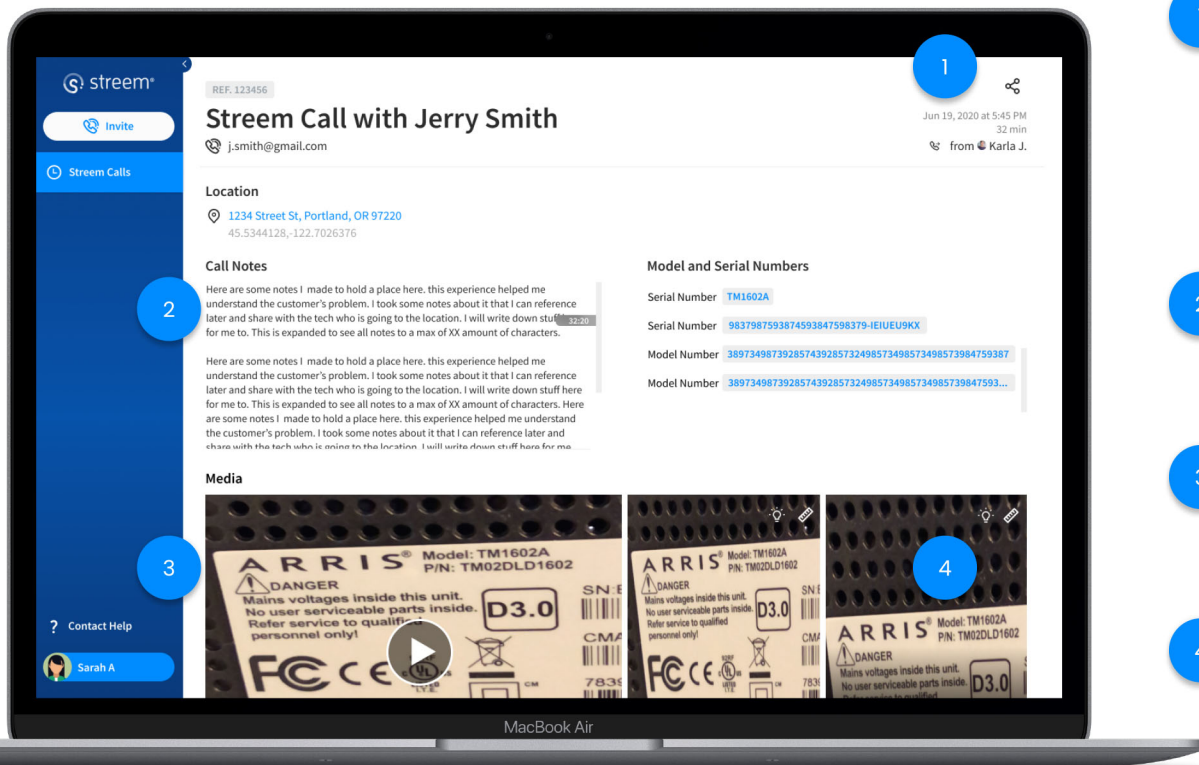
* Advanced AR tools like AR measurement require an iOS, Android, or SDK app.

Review & Share

Catch every detail for later use

A robust call log and media gallery help you document project specs, customer requests, and key data seamlessly with the help of StreamVision™ intelligent camera.

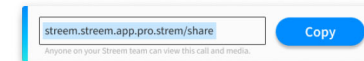
Stream Calls					
Team Calls My Calls					
CUSTOMER	TEAM MEMBER	LAST LOCATION	CALL NOTES	DURATION	DATE
Nicole Heyer 109380448-9	Sally Roberts	1234-5678 NE Fremont St Portland, OR 97220	Call Notes first few lines, maybe it's helpful to have them, maybe it's not, but maybe it is though, been squaw more notes and some notes here all the...	24:25	5:34 PM
Davis Knouse 109380448-9	Sara Smith	5678-9101 N Albina Ave Portland, OR 97220		12:03	Jan 14, 2020



1

Share

Project notes, images, videos, and 3D data are collected in a one-page call log, which can be shared with a simple URL.



2

Call Notes

Easily update and edit the call log as needed. Add notes and attach files to any call or Streamshot.

3

Video

Stream records the entire enhanced video call so you can replay and review the details later.

4

Streamshots

The high-res photos you capture on a Stream call help you clearly understand customer requests with additional layers of 3D data.

* Advanced AR tools like AR measurement require an iOS, Android, or SDK app.